

Norvax



SIDE CHANNEL BLOWERS & VACUUM PUMPS

Compact
Low Noise
No Oily Odors
High Air Pressure
Dual Uses for blow/Suction





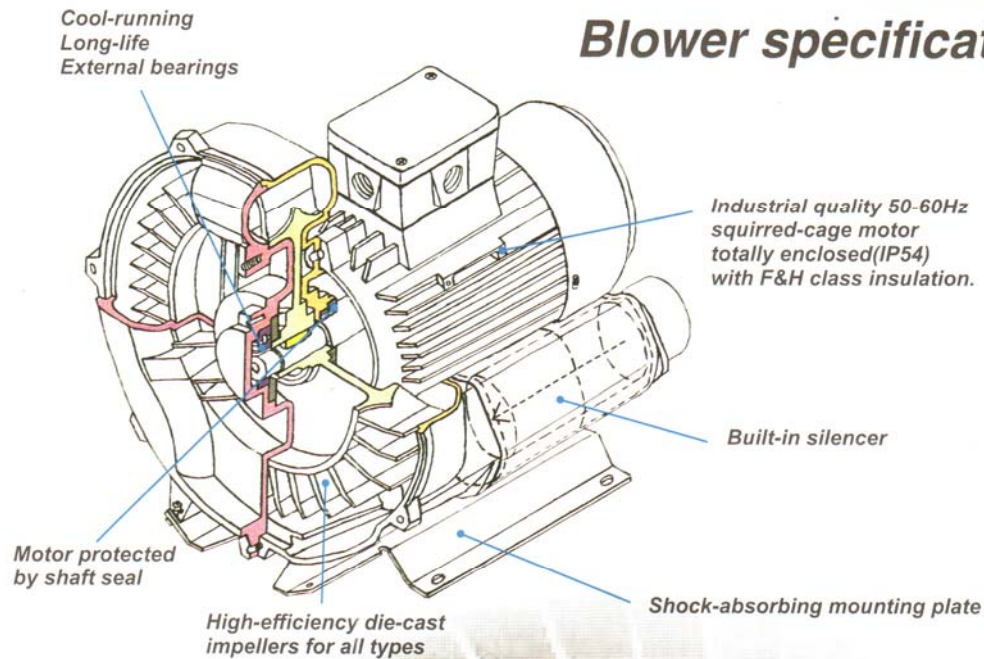
Single stage blower models and performance(IP54 50/60HZ three phase)

curve No	MODEL	Freq Hz	Output power Kw	voltage V	Rated current A	Max airflow m3/h	Max static suction mbar	Max static pressure mbar	Noise dB(A)	Net Weight Kg
N15	NVT-020	50	0.2	220-240 Δ 380-415Y	1.0 Δ/0.6Y	40	-60	70	50	6
N16		60	0.23	220-240 Δ 380-415Y	1.0 Δ/0.6Y	55	-60	70	51	6
N25	NVT-040	50	0.4	220-240 Δ 380-415Y	2.5 Δ/1.3Y	80	-120	130	53	10
N26		60	0.5	220-240 Δ 380-415Y	3.4 Δ/2.0Y	98	-150	160	56	10
N35	NVT-085	50	0.85	220-240 Δ 380-415Y	4.2 Δ/2.4Y	145	160	160	63	15
N36		60	0.95	220-240 Δ 380-415Y	4.0 Δ/2.3Y	175	160	160	64	15
N45	NVT-160	50	1.6	220-240 Δ 380-415Y	7.5 Δ/4.3Y	210	-200	190	64	21
N46		60	2.1	220-240 Δ 380-415Y	7.6 Δ/4.4Y	255	-220	210	70	21
N55	NVT-220	50	2.2	220-240 Δ 380-415Y	10 Δ/5.6Y	318	-210	200	69	29
N56		60	2.55	220-240 Δ 380-415Y	10.3Δ/6.5Y	376	-210	220	72	29
N65	NVT-400	50	4	380-415 Δ	9.5 Δ	318	-290	330	69	42
N66		60	4.6	380-415 Δ	9.5 Δ	376	-330	330	72	42
N75	NVT-550	50	5.5	380-415 Δ	13.3 Δ	450	-300	320	80	65
N76		60	6.3	380-415 Δ	13.3 Δ	500	-320	340	82	65
N85	NVT-750	50	7.5	380-415 Δ	16.7 Δ	450	-320	380	80	68
N86		60	8.6	380-415 Δ	17.3 Δ	500	-340	400	82	68

Single stage blower models and performance(IP54 50/60HZ single phase)

curve No	MODEL	Freq Hz	Output power Kw	voltage V	Rated current A	Max airflow m3/h	Max static suction mbar	Max static pressure mbar	Noise dB(A)	Net Weight Kg
N15S	NVS-020	50	0.2	200-240V	1.43	40	-60	70	50	6
N16S		60	0.23	200-240V	1.3	55	-60	70	51	6
N25S	NVS-040	50	0.4	200-240V	2.7	80	-120	130	53	9
N26S		60	0.5	200-240V	3.2	98	-150	160	56	9
N35S	NVS-085	50	0.85	200-240V	5	145	160	160	63	16
N36S		60	0.95	200-240V	5.8	175	160	160	64	16
N45S	NVS-150	50	1.5	200-240V	9.8	210	-200	190	64	24
N46S		60	1.75	200-240V	10.5	255	-220	210	70	24

Blower specification



High Reliability

Norvax blowers offer a unique design resulting in a blower with one moving part - which means more-up time and lower maintenance. Long-life shielded bearings are mounted on both sides of the impeller and outside of the pumping chamber, providing

- Higher pressure ratios
- Cooler running bearings
- Longer grease life
- Simple maintenance
- 100% Oil-free air
- No vibration and therefore complete dynamic stability

Oil Free Air

The impeller rotates with absolutely no contact between it and the housing. This means no lubrication is required for the pump, guaranteeing 100% oil-free air and operation.

High Quality

Norvax products. Small features like TEFC DIN EN 60034/IEC 34-1 Class F IP54 insulated motors with a 1.15 SF are standard for the three phase tolerances +/- 10% for fixed voltage and single phase +/- 5%. Maintenance-free seal between the blower chamber and the motor demonstrates the overall quality of the full line of Vacuum blower from Norvax.

Low Noise

Norvax is well below OSHA (Occupational Health and Safety Administration) noise standards because the impeller is direct connected to a low-noise two pole ac motor and the blower includes integral silencers on the inlet and outlet as standard.

Single & Two Stage* Design

A complete offering, Norvax blowers include single and two stage* units through 7.5 Kw. Other models include motorless blowers* and as a motor manufacturer, Norvax products can design and build application-specific motor horsepower ratings for any blower model.

Application

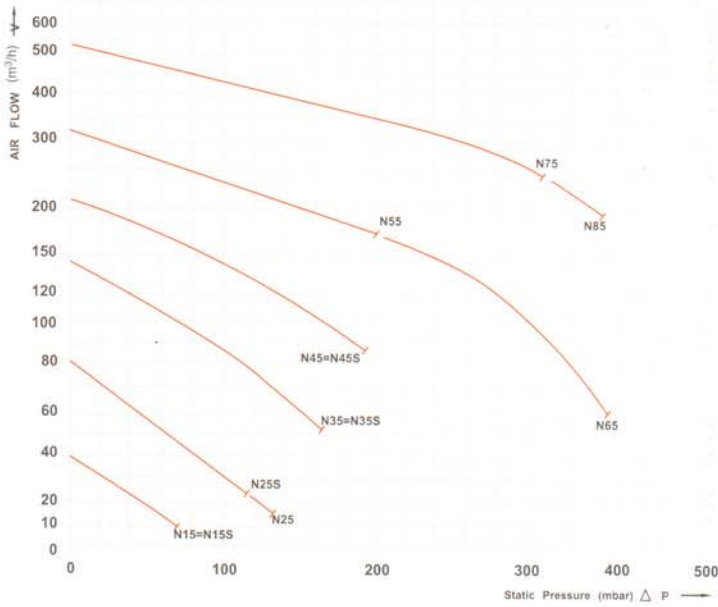
Norvax Side Channel Blower is a complete unit, ready for installation as either a vacuum or compressor. They are designed for handling air or non-explosive gasses or gas-air mixtures in ambient temperatures to 40 degrees C where an oil-free air pressure or vacuum source is required.

Design Requirements

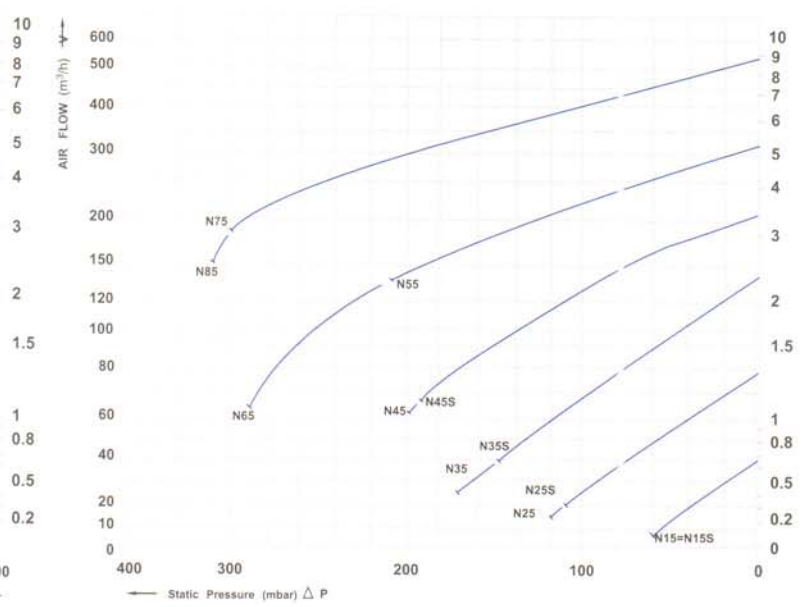
All blowers require pressure relief valves to avoid overloading the motor when operated in the high pressure ranges of the pump curve. Pressure relief valves can be mounted directly on the outlet, vacuum relief valves can be mounted directly on the inlet of the blower. If you need this option please contact your supplier.

* *Optional*

Performance Curve (50 Hz)

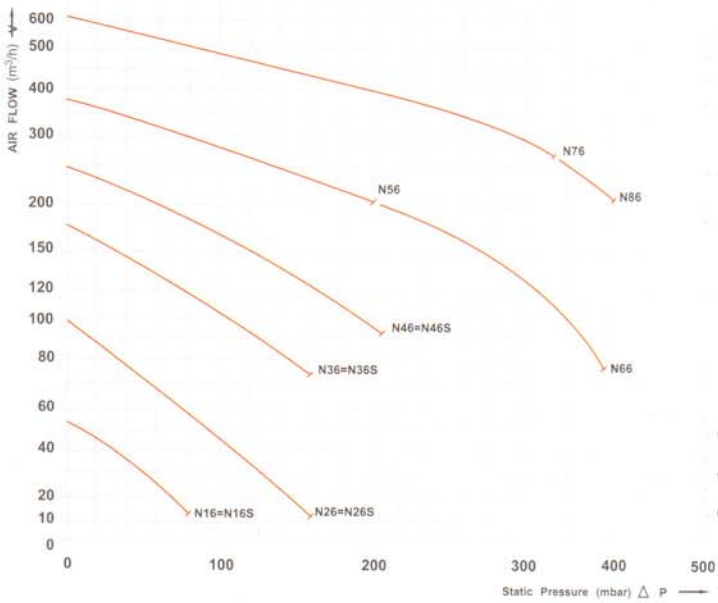


Compressor

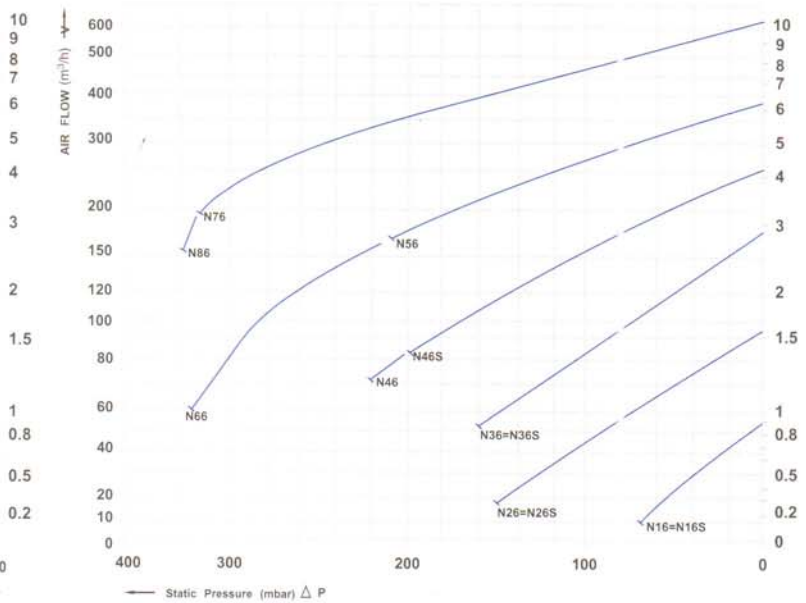


Vacuum

Performance Curve (60 Hz)



Compressor

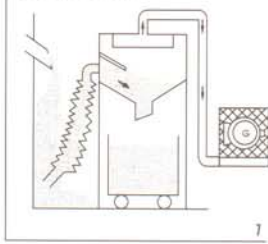


Vacuum

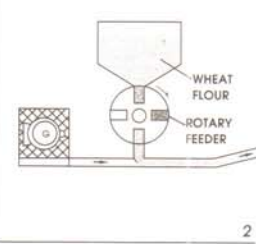
APPLICATION :

- PNEUMATIC CONVEYING SYSTEM
- INDUSTRIAL VACUUM CLEANERS
- DUST COLLECTORS
- LIFTING AND HOLDING OF PARTS
- AERATION OF FLUIDS THROUGH BUBBLING
- PRINTING AND PAPER HANDLING
- PACKAGING MACHINES
- FOOD PROCESSING
- DENTAL SUCTION EQUIPMENT
- TEXTILE MACHINES

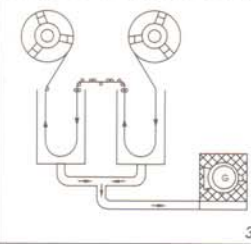
PNEUMATIC CONVEYING



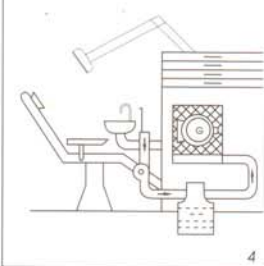
LABELLING MACHINES



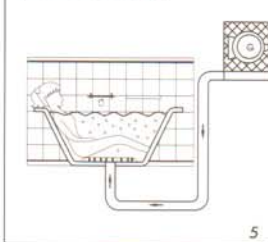
VACUUM COLUMN TO MAINTAIN TAPE LOOPS



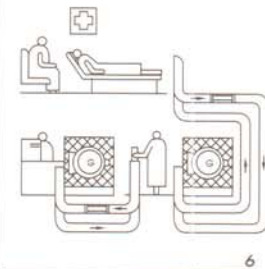
DENTAL ASPIRATION



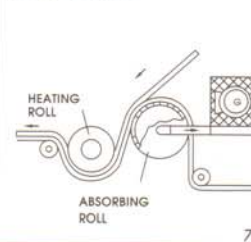
HEALTH APPLICATION (BUBBLE BATH)



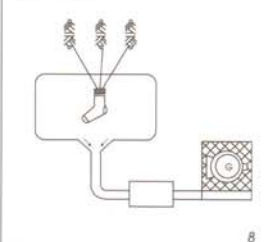
PNEUMATIC TUBE



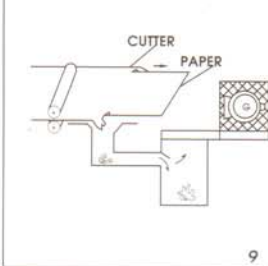
PLASTIC FILM PROCESSING



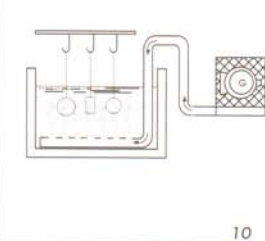
SOCKS KNITTING MACHINE



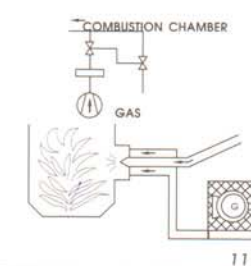
TAPE SLITTER/CUTTER



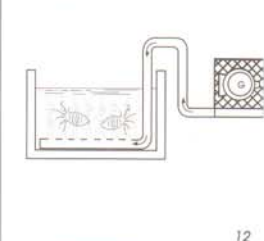
METAL TREATMENT BATHS



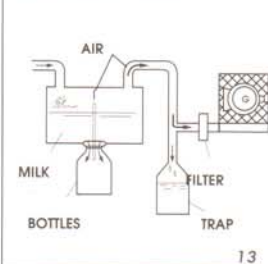
FURNACE AIR SUPPLY



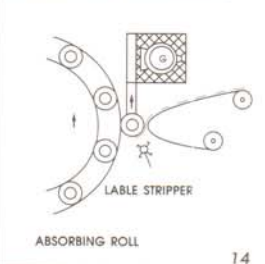
FISH FARMING AND HATCHERY



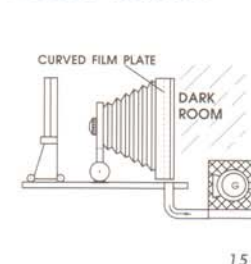
BOTTLING PLANT



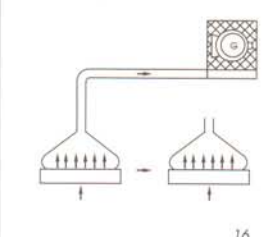
LABELLING MACHINES



PROCESS CAMERAS



MATERIAL HANDLING WITH VACUUM



VENZ INDUSTRIAL CO., LTD.

18/5 MU 13 Soi Watmainong Pa-Ong, Petchkasem rd., Omnoi, Krathumban, Samutsakorn 74130

TEL : 02-810-2000, FAX : 02-810-2299, 02-811-0808